

# Daily Planner

Today is Monday the 18th



Spelling

Crunch & Sip + Fitness Grid



English: Book study ★

Recess



Mathematics: Multiplication

Lunch



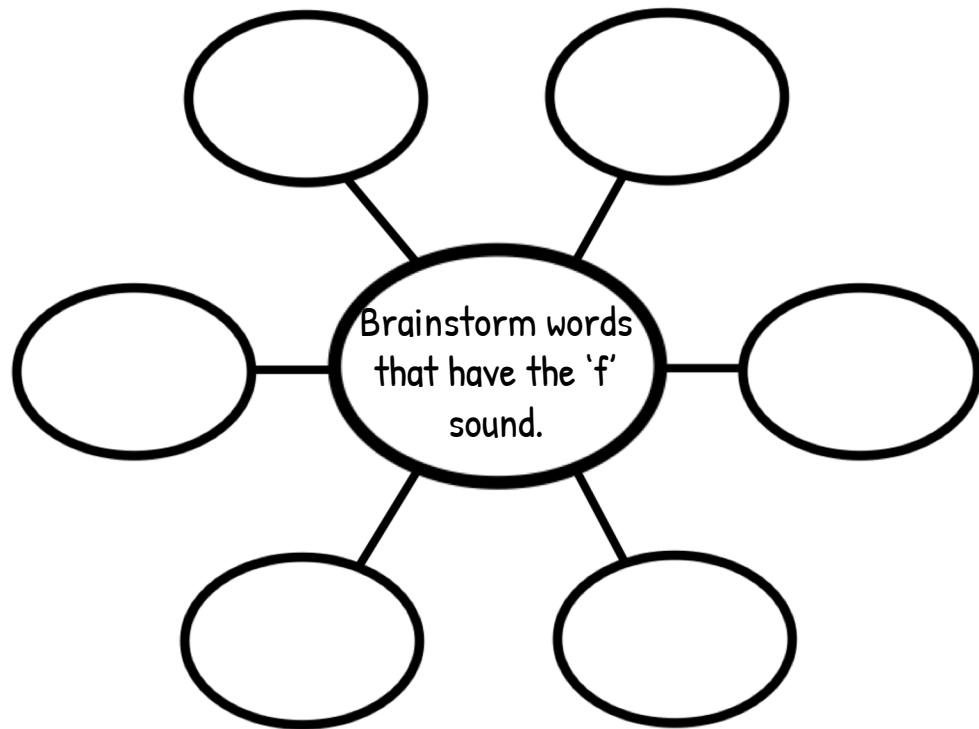
Music: percussion

# Spelling

We are learning to (WALT): correctly spell words with the 'f' sound.



<https://www.youtube.com/embed/ZeJDL9XUkRg>



Planets	Stars	Rockets	Asteroids
fish	forty	fourteen	frighten
from	four	famous	cauliflower
fresh	friend	benefit	twelfth
face	final	finally	functionality
	fright	forgive	unfortunately
	finish	February	certificate
		favourite	confirmation
		feather	professional
Topic Words			
setting	setting	setting	setting
	gravity	gravity	gravity
		multiplication	multiplication
			enthralled











What is the base word for 'setting'?

Can you add a prefix to the word 'fresh'?

Can you add a suffix to the word 'finish'?

# Spelling Grid

Complete one activity from the spelling grid.

<p>Rainbow Words</p> <p>Write each letter of the spelling words in a different colour.</p>  <p>mother house apple</p>	<p>Interesting Sentences</p> <p>Write some interesting sentences using the spelling words. See if you can use more than one word in the sentence!</p> <p>The <u>beautiful</u> princess danced with a green <u>frog</u>.</p>	<p>Word Stairs</p> <p>Write the spelling words one letter at a time so it looks like stairs.</p> <p>t to tod toda today</p>	<p>Nouns, Verbs and Adjectives</p> <p>Group the spelling words into nouns, verbs and adjectives.</p> <table><tr><th>Nouns</th><th>Verbs</th><th>Adjectives</th></tr><tr><td>table</td><td>run</td><td>pretty</td></tr><tr><td>girl</td><td>cooking</td><td>tall</td></tr></table>	Nouns	Verbs	Adjectives	table	run	pretty	girl	cooking	tall
Nouns	Verbs	Adjectives										
table	run	pretty										
girl	cooking	tall										
<p>Alphabetical Order</p> <p>Write the spelling words in alphabetical order.</p> <p>apple bread cat</p> 	<p>Syllables</p> <p>Group the spelling words by their number of syllables.</p> <table><tr><th>1</th><th>2</th><th>3</th></tr><tr><td>cat said</td><td>father winter</td><td>banana dinosaur</td></tr></table>	1	2	3	cat said	father winter	banana dinosaur	<p>Dictionary Definitions</p> <p>Use a dictionary to find and write the meanings of some tricky spelling words.</p>  <p>Jam – A spread made of fruit and sugar.</p>	<p>Picture Perfect</p> <p>Choose some spelling words to draw a picture of, then label it.</p>  <p>flower</p>			
1	2	3										
cat said	father winter	banana dinosaur										
<p>Spelling Train</p> <p>Choose one spelling word then think of five words that start with the last letter of the word before it.</p> <p>top pan nap paw wet ten</p> 	<p>Spelling Garden</p> <p>Draw a big flower then write some spelling words on the petals.</p> 	<p>Curly Wurly</p> <p>Write the spelling words in curly writing.</p>  <p>can like where</p>	<p>Rhyming Words</p> <p>Choose one spelling word then think of three words that rhyme with it.</p> <p>pan man tan can</p> 									
<p>Across and Down</p> <p>Write the spelling words across and down.</p> <p>arm the r h m e</p> 	<p>Vowels</p> <p>Write the vowels in each spelling word using a coloured pencil.</p> <p>many like run</p>	<p>Dot Words</p> <p>Write each letter of the spelling words in dots.</p> <p>little asleep</p>	<p>Lowercase and Capitals</p> <p>Write the spelling words in lowercase letters and again in capital letters.</p> <p>goes went GOES WENT</p> 									



# Book Study

Today we will read the next few pages from *The Giraffe and the Pelly and Me*.



I stared at the head. The head stared back at me with big round dark eyes.

Suddenly, a second window was flung wide open and of all the crazy things a gigantic white bird hopped out and perched on the window-sill. I knew what this one was because of its amazing beak which was shaped like a huge orange-coloured basin. The Pelican looked down at me and sang out:



*"Oh how I wish  
For a big fat fish!  
I'm as hungry as ever could be!  
A dish of fish is my only wish!  
How far are we from the sea?"*



“We are a long way from the sea,” I called back to him, “but there is a fishmonger in the village not far away.”

“A fish *what?*”

“A fish*monger*.”

“Now what on earth would that be?” asked the Pelican. “I have heard of a fish-*pie* and a fish-*cake* and a fish-*finger*, but I have never heard of a fish-*monger*. Are these mongers good to eat.”

This question baffled me a bit, so I said, “Who is your friend in the next window?”


“She is the Giraffe!” the Pelican answered. “Is she not wonderful? Her legs are on the ground floor and her head is looking out of the top window!”

As if all this wasn't enough, the window on the *first floor* was now flung wide open and out popped a Monkey!





The Monkey stood on the window-sill and did a jiggly little dance. He was so skinny he seemed to be made only out of furry bits of wire, but he danced wonderfully well, and I clapped and cheered and did a little dance myself in return.



“We are the Window-Cleaners!” sang out the Monkey.

*“We will polish your glass  
Till it’s shining like brass  
And it sparkles like sun on the sea!  
We are quick and polite,  
We will come day or night,  
The Giraffe and the Pelly and me!”*

*We’re a fabulous crew,  
We know just what to do,  
And we never stop work to drink tea.  
And your windows will glow  
When we give them a go,  
The Giraffe and the Pelly and me!”*

*We use water and soap  
Plus some kindness and hope,  
But we never use ladders, not we.  
Who needs ladders at all  
When you’re thirty feet tall?  
Not Giraffe, and not Pelly! Not me!”*

**Activity One:** Answer the following questions

1. What words are used to **describe** the **pelican's beak**?

---

2. Look at the pelican' song. Can you find pairs of rhyming words? Can you see a pattern?

---

3. What is a "fishmonger"? \_\_\_\_\_

4. Why did the boy clap and cheer? \_\_\_\_\_

---

1. What new characters do we meet in this part of the story?

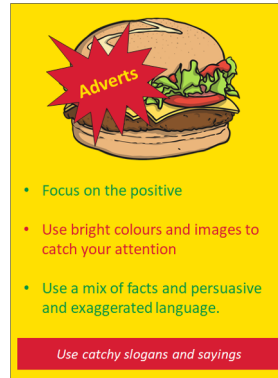

---



**Activity Two:** design a persuasive advertising poster.

Today you are going to design an exciting poster to advertise “The Ladderless Window-Cleaning Company (LWCC)”.

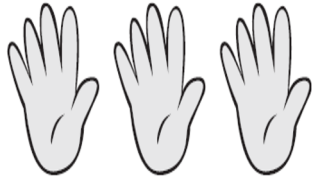
You need to **persuade** potential customers to choose your company to clean their windows so make sure it’s **colourful** and **eye-catching**.



# Mathematics

**We are learning to (WALT):** We are learning to model multiplication using repeated addition.

The process of repeatedly adding the same number is called repeated addition.



$$5 + 5 + 5 = 15$$

3 groups of 5 is equal to 15.

## Activity 1: Roll and Record

Roll 2 dice and record the numbers you rolled. Write the repeated number sentence and the answer.

[illegible]

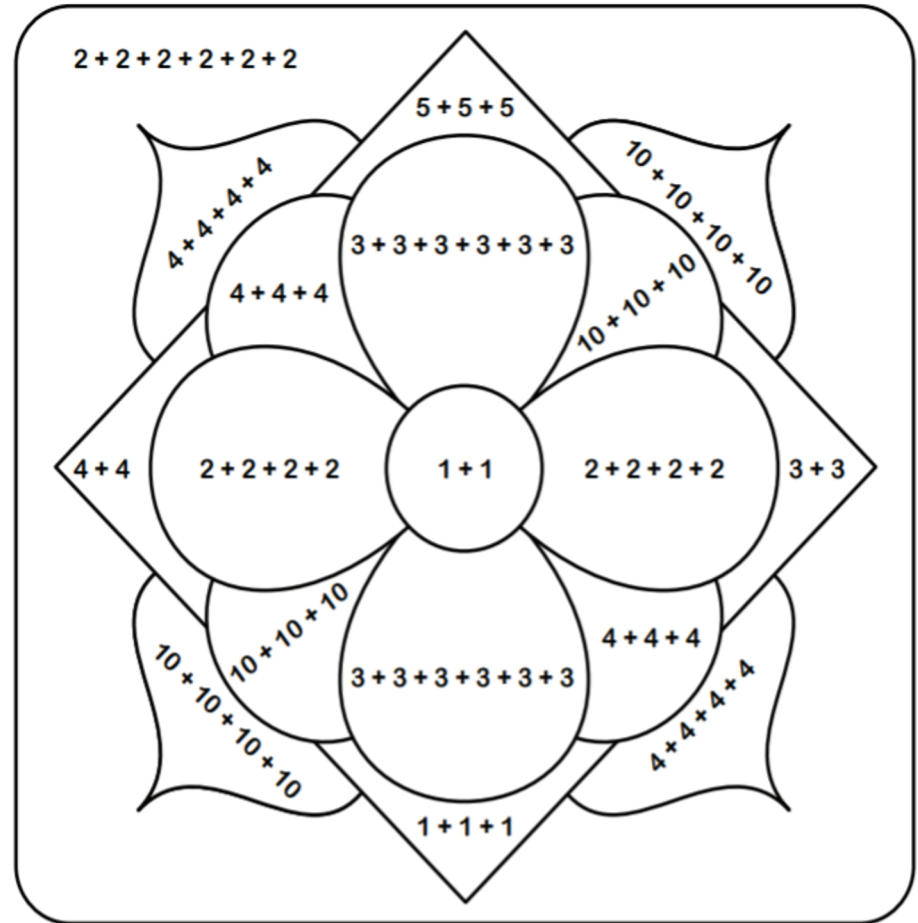
This is a multiplication symbol 'x' and it means 'groups of'. So instead of repeated addition, we can use a multiplication symbol.

$$5+5+5+5 = 20 \text{ or } 4 \times 5 = 20$$

(4 groups of 5 make 20)

**Activity 2:** Use this image (posted on Google classroom) or draw this pattern on paper. Find the matching multiplication sentence and then colour that section.

2x1 white	3x1 orange	3x4 dark blue	4x2 light blue
2x3 black	6x2 yellow	3x5 purple	4x4 light green
2x4 red	6x3 dark green	3x10 pink	4x10 brown





# Music

**We are learning to (WALT):** Use clapping sticks to perform percussion based songs.

Clapping sticks are a traditional Aboriginal instruments, used for percussion. These sticks are used during ceremonies and songs. People often decorate their clapping sticks and add symbols that have special meanings.

Examples of clapping sticks



Time to play your own clapping sticks. You could use:

- Two sticks from your garden
- Wooden spoons
- Two wooden rulers

Using your clapping sticks follow along with the video.



[https://www.youtube.com/embed/F-caiS0CM\\_o](https://www.youtube.com/embed/F-caiS0CM_o)