

Stage 2 Learning Plan Term 4 Week 3



☆ When you see this symbol it means it is a task that we would like you to submit on Google Classroom so that your teacher can provide feedback to you.

The goals to the right are the main things we want you to learn and focus on this week.



WEEKLY GOALS YEAR 3



1. I can identify the author's purpose when reading a text.
2. I can write some simple poems using onomatopoeia.
3. I can measure and record length.



WEEKLY GOALS YEAR 4



1. I can identify the author's purpose when reading a text.
2. I can write some poems that include alliteration and imagery.
3. I can convert between different units of length.

	Monday	Tuesday	Wednesday	Thursday	Friday
	Check in on the Google Classroom Wellbeing Google Form.	Check in on the Google Classroom Wellbeing Google Form.	Check in on the Google Classroom Wellbeing Google Form.	Check in on the Google Classroom Wellbeing Google Form.	Check in on the Google Classroom Wellbeing Google Form.
Morning	<p>English</p> <p>☆ Task 1 - Spelling</p> <p>First, choose a column of spelling words.</p> <p>Put your blue words into sentences. Try to make them descriptive.</p> <p>Break your yellow words into syllables. How many are there?</p>	<p>English</p> <p>Task 1 - Reading Comprehension</p> <p>Watch the video about author's purpose https://www.youtube.com/watch?v=Sr9MU0xuW5M</p> <p>Complete the Google Form quiz about author's purpose.</p>	<p>English</p> <p>Task 1 - Editing</p> <p>Edit the passage of writing for correct spelling and punctuation.</p> <p>Task 2 - Spelling</p> <p>Go on a word hunt! Find any book in the house, and find as many words as you can that have the "z" sound in it.</p>	<p>English</p> <p>Task 1- Writing</p> <p>☆ 1. Watch the video on Imagery in poetry</p> <p>📺 Red Room Poetry Obj...</p> <p>2. Head to the worksheet to read or listen to the poem</p> <p>3. Answer the questions and write 1-2 verses of a poem using the photo provided,</p>	<p>English</p> <p>Task 1 - Spelling</p> <p>Choose three spelling words. Use them to create a story. The story can be silly or ridiculous.</p> <p>E.g. If I use the words baboon, suitcase and pollution, that gives me an idea to write a story about a baboon who goes on a</p>

Draw your purple words.

Task 2 - Writing

We are going to start learning about Poetry!

1. Watch the video for an introduction to poetry, and to learn about rhythm and rhyme.

2. Head to the quiz to answer the questions about a new poem.

3. Write another verse for this poem, or create your own mini poem using rhythm and rhyme

Task 3 - Word Puzzle

How many words can you make from the letters? You can use each square once!

Task 4 - D.E.A.R

Task 2 - Handwriting

Practice writing the numerals in your neatest handwriting.

☆ Task 3 - Going back to school

Some of us are very excited to go back to school and some of us are a bit nervous. That's okay! Write a letter to your teacher telling them how you feel about coming back to school.


Task 4- D.E.A.R


Remember, some words have the "z" sound but aren't spelled with a z! Don't forget to find those ones too.

It will help you to read out loud to listen for the sound.

Task 3 Writing

1. Watch the 2 videos on Onomatopoeia and Alliteration in poetry

 Red Room Poetry Obj...

 Red Room Poetry Obj...

2. Complete the worksheet by first listening to/reading the poem then answering the questions and writing your very own poem!

Task 4- D.E.A.R

using imagery to create this image in your readers mind.

Task 2 - Reading Comprehension

Read the text 'The Thirsty Monkey' and then answer the questions about identifying the author's purpose. Create a comic strip to represent the story using the template provided or you can draw your own.

Task 3- D.E.A.R

plane trip to fix the world's pollution.

Now, write a short story about the topic you made up! You can steal this idea if you like!

Task 2 - Speaking and Listening


Watch the clip, 'Sell Me This'. Choose a product from the list. Record your impromptu speech and upload to the stream so your class can see it or the assignment, so just your teacher can see it. Think about the features and benefits of your product.


 Try this fun Public Spe...

Task 3 - Fun Writing

Think about everything you have learnt about poetry this week. Follow the instructions to write your own funny poem titled 'The Strangest Day'

Task 4 - D.E.A.R

Break	Have a short break. Enjoy a snack and try to do some exercise to keep active.	Have a short break. Enjoy a snack and try to do some exercise to keep active.	Have a short break. Enjoy a snack and try to do some exercise to keep active.	Have a short break. Enjoy a snack and try to do some exercise to keep active.	Have a short break. Enjoy a snack and try to do some exercise to keep active.
Middle	<p>Mathematics</p> <p>Task 1 Think Mentals Year 3 Unit 27 Year 4 Unit 26</p> <p>Task 2</p> <p>Year 3: Complete the multiplication times tables grid. Find out about the steps to problem solving and Complete the multiplication problems.</p> <p> How to Solve Mu...</p> <p>Year 4: a) Timestables.com warm up games (Speed test, Tables Diploma or 100 seconds) b) Read over information in https://www.mathsisf</p>	<p>Mathematics</p> <p>Task 1 Think Mentals (Yr3 & 4)</p> <p>Task 2</p> <p>Year 3: Complete the division wheel worksheet. Review the steps to good problem solving and complete the division problems</p> <p>Year 4: a) Timestables.com warm up games (Speed test,</p>	<p>Mathematics</p> <p>Task 1 Think Mentals (Yr3 & 4)</p> <p>Task 2</p> <p>☆ Year 3: Measure length using cm and mm. Read and convert measurements from cm to mm. Complete the worksheet on measuring length using cm and mm.</p> <p>☆ Year 4: a) Timestables.com warm up games (Speed test, Tables Diploma or 100 seconds) b) Watch this video as it shows how to record lengths in decimal notation https://www.youtube.com/watch?v=zcvETfrZSOc c) Decimal notation exercises (TM resources)</p> <p>Task 3 Complete 20 mins of</p>	<p>Mathematics</p> <p>Task 1 Think Mentals (Yr3 & 4)</p> <p>Task 2</p> <p>Year 3: Make a metre strip. Read and record length in metres. Complete the worksheet on representing length in decimal notation using cm and m.</p> <p>Year 4: a) Timestables.com warm up games (Speed test, Tables Diploma or 100 seconds) b) Watch this video to revise perimeter</p>	<p>Mathematics</p> <p>Task 1 – Think Mentals (Yr3 & 4)</p> <p>Task 2</p> <p>☆ Year 3 Maths investigation – Length. Which plane flies best? Refer to the instructions on the investigation worksheets.</p> <p>☆ Year 4: a) Timestables.com warm up games (Speed test, Tables Diploma or 100 seconds) b) Watch this video to refresh your knowledge about multiplying and dividing https://www.youtube.com/watch?v=igpVebLCD8k c) Complete the problem solving exercise</p>

<p>un.com/measure/metric-length.html</p> <p>c) Identifying the correct length exercises.</p> <p>Task 3</p> <p>Complete 20 minutes of Mathletics</p>	<p>un.com/measure/metric-length.html</p> <p>b) Watch this video as a reminder about rulers</p> <p>c) Line length exercises (TM resources)</p> <p>Task 3</p> <p>Complete 20 mins of Mathletics</p>	<p>Tables Diploma or 100 seconds)</p> <p>b) Watch this video as a reminder about rulers</p> <p>https://www.youtube.com/watch?v=-Op2RDOVnR0</p> <p>c) Line length exercises (TM resources)</p> <p>Task 3</p> <p>Complete 20 mins of Mathletics</p>	<p>Mathletics</p> <p>Find out about the steps to problem solving and Complete the multiplication problems.</p> <p> How to Solve Multiplic...</p>	<p>https://www.youtube.com/watch?v=AAY1bsazcgM</p> <p>c) Complete the perimeter exercises (TM resource)</p> <p>Task 3</p> <p>Complete 20 mins of Mathletics</p>	<p>Task 3</p> <p>Complete 20 mins of Mathletics</p>
<p>Break</p>					

<p>Afternoon</p>	<p>History</p> <p>Study the primary and secondary historical sources about Warrawee personality, James Beresford Grant . Would Warrawee Trainstation look the way it does without his contribution? Use the template to write about this community builder.</p> <p>SPORT</p> <p>Yoga with Adriene</p> <p>Take 10 minutes to watch Adriene guide you through a simple yoga routine. Make sure you're wearing comfy clothes and have enough space around you. Don't forget your water bottle!</p> <p>https://www.youtube.com/watch?v=Td6zFtZPkI4</p>	<p>LIBRARY (Task will be found in the LIBRARY folder)</p> <p>Listen to or read the first chapters 4,5 and 6 of Charlotte's Web.</p> <p>https://drive.google.com/file/d/1ZKYfISY203uhy08jeFt7yK5uR733vVVO/view?usp=sharing (PDF of the book)</p> <p>Complete the Google form quiz on chapters 4-6</p> <p>https://forms.gle/iyk7wL2DCwkUPWpn8</p>	<p>Creative Art- Music</p> <p>This week we are learning about the music genre of Rap. Read about the history of rap, practice a rap and then have a go creating your own using the scaffold to guide you.</p> <p>SPORT</p> <p>Aerobics Routine</p> <p>Get creative by making up your own aerobics routine. Use the warm-up cards to give you a starting point or create your own moves! Start movin'!</p>	<p>Photography - Light and Shadow</p> <p>Watch the video explaining how to use light and shadow in your photographs.</p> <p>https://www.youtube.com/watch?v=lqGyCBA4R8M</p> <p>Choose an object or person and take photographs of it/them using different types of light.</p> <p>Create a slideshow displaying your object/person exploring at least 3-5 different types of light/shadow.</p>	<p>PDHPE</p> <p>Being present</p> <p>At your own pace, read through the slides on mindfulness and being present then complete the worksheet.</p>
-------------------------	---	---	--	--	--