







You will need some online access to complete the following activities. **Handwriting has been included each day in preparation for return to school.** Please refer to your google classroom for all your instructions and resources. Your teacher will provide a way for you to submit your work electronically. In addition, learning intentions are indicated by the italics in each task.

	Monday 18/10/21	Tuesday 19/10/21	Wednesday 20/10/21	Thursday 21/10/21	Friday 22/10/21
Morning	<p><b>ENGLISH:</b> <b>MUST DO:</b> <b>1. Handwriting.</b> <i>Practise writing fluently.</i> Copy the Alliteration writing sheet on the lines provided.</p> <p><b>2. Comprehension and Poetry</b> <i>Understand how personification is used to create imagery in poetry.</i> Go to this site. Work through the video 'Personification in Texts' and complete the given worksheet. <a href="https://sites.google.com/education.nsw.gov.au/guided-learning-packages-2/week-g/week-g-stage-3/wednesday">https://sites.google.com/education.nsw.gov.au/guided-learning-packages-2/week-g/week-g-stage-3/wednesday</a></p> <p><b>SHOULD DO:</b></p>	<p><b>ENGLISH:</b> <b>MUST DO-</b> <b>1 Handwriting</b> <i>Practise writing fluently.</i> Copy the Bees writing sheet on the lines provided.</p> <p><b>2. Grammar</b> <b>Understand and use abstract nouns.</b> View the following youtube clip: <a href="https://www.youtube.com/watch?v=napjJd6U4OU">https://www.youtube.com/watch?v=napjJd6U4OU</a></p> <p>Complete the work on the google slides.</p> <p><b>SHOULD DO-Spelling</b> <b>Spell words and use words which have suffixes.</b> Complete the spelling worksheets focusing on suffixes ive, ate, ship.</p>	<p><b>ENGLISH:</b> <b>MUST DO:</b> <b>1. Handwriting</b> <i>Practise writing fluently.</i> Copy the Water and The Body writing sheet on the lines provided.</p> <p><b>2. Writing.</b> ☆ <i>Write a poem using personification.</i> Use this website. Scroll down to Personification of Objects and view the video. <a href="https://sites.google.com/education.nsw.gov.au/guided-learning-packages-2/week-g/week-g-stage-3/wednesday">https://sites.google.com/education.nsw.gov.au/guided-learning-packages-2/week-g/week-g-stage-3/wednesday</a></p> <p>Think of human characteristics for a noun and write a paragraph using one of the nouns as described in the video.</p>	<p><b>ENGLISH:</b> <b>MUST DO:</b> <b>1. Handwriting</b> <i>Practise writing fluently.</i> Copy the Earthquake writing sheet on the lines provided.</p> <p><b>2. Reading</b> ☆ <b>MUST DO</b> ☆ <b>Wonder</b> <b>Part 2 Via pp 63-67</b> <b>Compare characters within a text.</b> Read pp 63-67 and complete the worksheet.</p> <p><b>SHOULD DO</b> Open up this link and scroll down to the title 'Listen to This Story'. Listen and complete the 5 question quiz on the google form. <a href="https://www.kidsnews.com.au/money/teen-biz-why">https://www.kidsnews.com.au/money/teen-biz-why</a></p>	<p><b>ENGLISH:</b> <b>MUST DO:</b> <b>1. Handwriting</b> <i>Practise writing fluently.</i> Copy the Electricity writing sheet on the lines provided.</p> <p><b>2. Reading</b> <i>Differentiate between similes, metaphors and personification.</i> Complete Activity 1 and 2 in The English Stars Module 8.2.</p> <p><b>Back-to-school Checklist</b> <b>Be prepared.</b> Create a checklist which includes at least 10 items which will assist you in your preparation for return to school on Monday.</p> <p><b>BTN</b> <b>Comprehend what you</b></p>

<p><b>Writing-Pobble</b> Complete the activities on the worksheet: - Mon - Pobble: The King of Winter</p> <p><b>CAN DO</b> Draw an image from a poem. What is personified? Read the poem "Autumn" by Jasmin (Year 6 student) and draw an illustration to show what has been personified. Take a photo and submit.</p>	<p><b>CAN DO</b> Create a wordle with 20 words from the lists.</p> 	<p><b>SHOULD DO:</b> <b>Reading- Wonder 29-31</b> <i>Identify and infer character traits through actions and behaviours.</i> Complete the questions on the google docs after reading the chapters together on your class zoom.</p> <p><b>CAN DO</b> <b>Word Scramble</b> Have fun playing this online word scramble game <a href="https://www.arkadium.com/games/scramble-word-s-game/">https://www.arkadium.com/games/scramble-word-s-game/</a></p>	<p><a href="https://www.foxnews.com/tech/2020/08/11/google-glass-released-10-million-dollar-payday">z-sells-glassware-company-in-million-dollar-payday/news-story/e427540881151ea15e91aee5b2f3f47</a> <b>Google Form</b> <a href="https://docs.google.com/forms/d/1W4IbTBsoeeBU2NJ1Ux5dufbUFFfQy3ousFXWtiGEkRyE/edit">https://docs.google.com/forms/d/1W4IbTBsoeeBU2NJ1Ux5dufbUFFfQy3ousFXWtiGEkRyE/edit</a></p>	<p><b>read and view.</b> Watch Episode 29 of BTN and complete the quiz.</p> 
<b>Break</b>				
<p><b>MATHS</b> <b><u>MUST DO</u></b> 1. Unit 26 Think Mentals <u>Day 1</u></p> <p><b><u>2. Conversion of units- Convert between metric units of mass.</u></b> Watch the video to revise your knowledge of converting between grams and kilograms <a href="https://www.youtube.com/watch?v=XeiN3dpp1Pw">https://www.youtube.com/watch?v=XeiN3dpp1Pw</a></p>	<p><b>MATHS</b> <b><u>MUST DO</u></b> ☆ 1. Unit 26 Think Mentals <u>Day 2</u></p> <p><b><u>2. Mass Comparisons Compare masses in real-life situations.</u></b> Complete the worksheet comparing the mass of different fruits. Mark using the answers provided and submit that mark to your teacher.</p>	<p><b>MATHS</b> <b><u>MUST DO</u></b> 1. Unit 26 Think Mentals <u>Day 3</u></p> <p><b><u>2. Capacity Convert between metric units of capacity.</u></b> Watch this video to revise your understanding of capacity <a href="https://www.youtube.com/watch?v=zLRv028h9I">https://www.youtube.com/watch?v=zLRv028h9I</a></p>	<p><b>MATHS</b> <b><u>MUST DO</u></b> 1. Unit 26 Think Mentals <u>Day 4</u></p> <p><b><u>2. Mass-My recipe rules Apply knowledge of mass to real-life situations.</u></b> Complete the worksheet and mark using the answers provided. Challenge- can you make the cake?</p>	<p><b>MATHS</b> <b><u>MUST DO</u></b> 1. Unit 26 Think Mentals <u>Day 5</u></p> <p><b><u>2. Problem Solving</u></b> ☆ <i>Select and apply appropriate problem-solving strategies.</i> Complete ONE of the word problem challenge cards. Show your working out on the google docs provided. Mark using the</p>

	<p>Complete the teachermade sheets. This will be attached in your google classroom. Then Complete the Kitchen home measuring task activity.</p> <p><b><u>2.SHOULD DO- Mathletics</u></b> Kilograms conversions Grams and Kilograms</p> <p><b><u>CAN DO</u></b> <b><u>Mass Board Game</u></b> Print off and play this mass board game with a family member</p>	<p><b><u>SHOULD DO-Mathletics</u></b> Converting units of mass Mass addition</p> <p><b><u>CAN DO</u></b> Ponder this question: <b>How are mass and weight different?</b> Put your thoughts and responses, explanations into a doc and submit to your teacher.</p>	<p><b><u>S</u></b> 1.Complete the measurement quiz on the google slides to check your understanding. Then</p> <p>2.Complete the teachermade sheet. This will be attached in your google classroom.</p> <p><b><u>SHOULD DO - Mathletics-</u></b> Litre conversions Millilitres and Litres Capacity addition</p> <p><b><u>CAN DO</u></b> <b><u>Try your hand at</u></b> <a href="https://nrich.maths.org/5888">https://nrich.maths.org/5888</a></p>	<p><b><u>SHOULD DO- Mathletics</u></b> How many blocks? Volume- rectangular prisms Test</p> <p><b><u>CAN DO:</u></b> <b><u>Catch up</u></b> Catch up on any work that you haven't completed this week. Are all your must do and should do tasks submitted? Have you submitted all of your Science/STEM work?</p> 	<p>answers and submit your mark to your teacher.</p> <p><b><u>PE/SPORT MUST DO</u></b> Join the sport unit in some great dancing by clicking into: <a href="https://vimeo.com/443892706">https://vimeo.com/443892706</a> <b><u>OR</u></b> Do a gymnastics lesson 'Strength and Partner Workout' session with SISA using this vimeo: <a href="https://video.link/w/mpx">https://video.link/w/mpx</a> <b><u>Ec</u></b></p> <p>Finish the session with a great yoga session on balance. Open the SISA vimeo and enjoy. <a href="https://www.youtube.com/watch?v=dZH68GnmjNo">https://www.youtube.com/watch?v=dZH68GnmjNo</a></p> <p>If you do not do these options, participate in at least 45 mins of continuous physical activity.</p>
<b>Break</b>					

<p><b>Afternoon</b></p>	<p><b>HISTORY</b> ☆  Long Term Impacts of the Gold Rush.</p> <p>Watch the video about the impacts of the Gold Rush on Australia.</p> <p><a href="https://online.clickview.com.au/libraries/series/27043160/miniclips-the-gold-rush/videos/19102566/long-term-impacts">https://online.clickview.com.au/libraries/series/27043160/miniclips-the-gold-rush/videos/19102566/long-term-impacts</a></p> <p>You will need your Student Login and password.</p> <p>Then complete the Teacher Made worksheet assigned by your classroom teacher in your Google Classroom.</p>	<p><b>CREATIVE ARTS</b>  <i>Experiment with using mirrors to create interesting photos.</i></p> <p>View the google slides for ideas and apply what you have learned about photography to be creative.</p>	<p><b>LIBRARY</b> (Task will be found in the LIBRARY folder)</p> <p>Listen to the text <a href="#">The Night We Made the Flag.webm</a></p> <p>Write a short summary of the text.</p> <p>Complete the worksheet on note taking.</p>	<p><b>PD/HEALTH</b>  <b>Be aware of safety around water in your home, at the pool or at the beach.</b></p> <p>Watch the water safety video, learn some tips and complete the cartoon sheets. Maybe teach someone else in your family some tips.</p> <p> <b>Despicable Me an...</b></p>	<p><b>Google Classroom is closed.</b>  <b>Have a great weekend.</b></p>
-------------------------	--	---	--	---	---

